
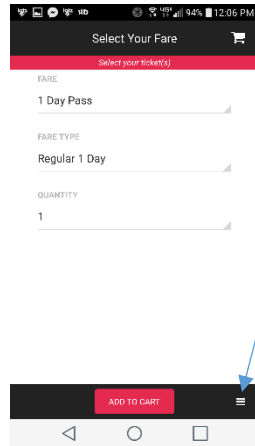


Instructions for redeeming eligibility codes for Palmetto Health.

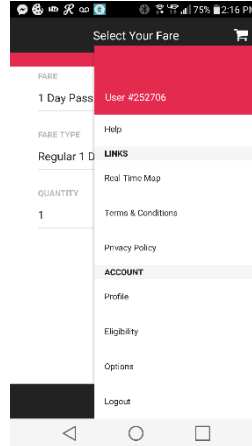
Step 1:
Download the app & choose buy tickets



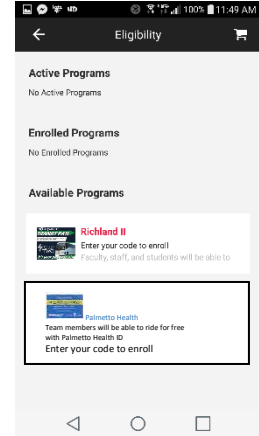
Step 2:
Hit the "hamburger" (three lines) icon in the bottom right



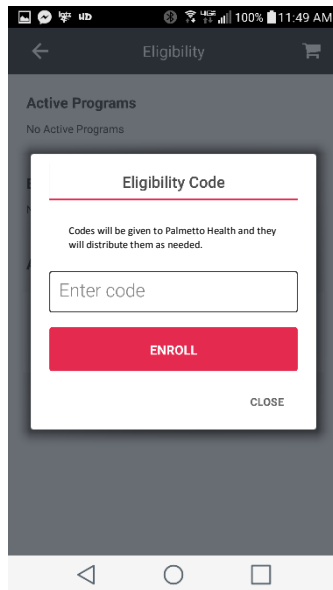
Step 3:
Scroll down and select eligibility



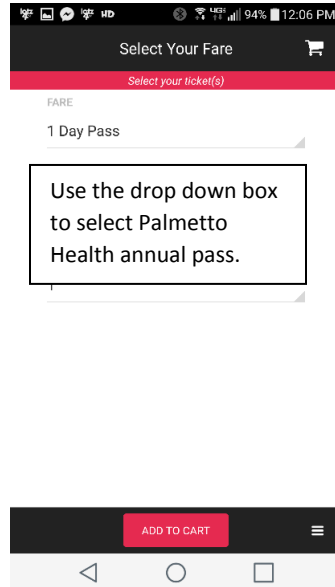
Step 4:
Choose the Palmetto Health Option



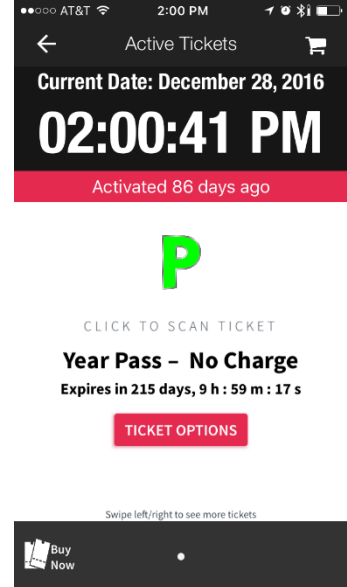
Step 5:
Enter the code from Palmetto Health and choose enroll



Step 6:
Return to the "select Your Fare" page and choose the Palmetto Health option



Step 7:
Your ticket will be displayed in the active ticket screen



Screens may not be exactly as shown based on the phone type and operating system.